

Flywire Instalment Plan Guide



1. Take the Year 1 Annual Tuition Fee amount from your Payment Plan (this may be different to the example below):

Pay Monthly

Tuition Fees:	£ 15,300.00
Total Tuition Fee Payable	£ 15,300.00

Payment Schedule

Year 1 Annual Tuition Fees:	£ 6,120.00	<i>* paid in 12 monthly instalments</i>
Year 2 Annual Tuition Fees:	£ 6,120.00	<i>paid in 12 monthly instalments</i>
Year 3 Annual Tuition Fees:	£ 3,060.00	<i>paid in 6 monthly instalments</i>
Total Tuition Fee Payable	£ 15,300.00	

*** First monthly instalment due upon acceptance to reserve your place: £ 510.00**

2. Enter the annual amount on the first screen of the Flywire Payment Portal page, confirm your country, and click next:

KAPLAN
OPEN LEARNING

Contact Help Log in English

1. Payment Info 2. Payment method 3. Payer Info 4. Info for the receiver 5. Review & Confirm 6. Make payment

Your payment

The payment will come from

Country or region *

Kaplan Open Learning receives

£ Amount * 6,120.00

Amount will be formatted in the destination currency, in this case British Pounds. I.e. 10,000.00 for ten thousand GBP.

NEXT →



3. Select your preferred payment method as 'Instalment Plan' and select 12 as the number of instalments to pay:

The screenshot shows the Kaplan Open Learning payment interface. At the top left is the Kaplan Open Learning logo. On the top right, there are links for 'Contact', 'Help', 'Log in', and 'English'. Below the logo is a progress bar with six steps: '1. Payment Info', '2. Payment method', '3. Payer Info', '4. Info for the receiver', '5. Review & Confirm', and '6. Make payment'. The '2. Payment method' step is currently active.

The main heading is 'Select your preferred payment method'. Below this is a 'Best Price Guaranteed' banner with a link to terms and conditions. There are two buttons: 'SINGLE PAYMENT' and 'INSTALLMENT PLAN', with the latter being selected. Below the buttons is the section 'Configure your installment plan' with a note: 'Note: The actual amount of future installment payments may vary and will be calculated based on Flywire's applicable rate.' A dropdown menu for 'Number of installments *' is set to '12'. Below this is a card for 'Credit/Debit cards in GBP' showing '£510.00 x 12 months' and a 'SELECT' button. The card also lists supported cards: AMEX, Mastercard, and VISA. At the bottom left is a 'PREVIOUS' button. At the bottom right is a chat bubble with the text 'Need help deciding which payment method to select?' and a close button.

4. Select your payment type and continue to 'Log in' or 'Sign up' to Flywire:

The screenshot displays the Kaplan Open Learning payment interface. At the top, the Kaplan logo and 'OPEN LEARNING' are visible. A progress bar shows six steps: 1. Payment Info, 2. Payment method, 3. Review & Confirm, 4. Make payment, 5. Review & Confirm, and 6. Make payment. A central modal window is open, titled 'flywire', with tabs for 'Log in' and 'Sign up'. The 'Log in' tab is active, showing a login form with fields for 'Email *' and 'Password *', a 'Forgot your password?' link, and a 'Keep me logged in' checkbox. A blue 'LOG IN' button is at the bottom of the form. Below the button, there is a link for 'Don't have a Flywire account?' with a 'Sign up now' button. The background is dimmed, showing a 'Select payment method' screen with a 'SINGLE PLAN' button and a 'SELECT' button. A chatbot icon is in the bottom right corner with a message: 'Need help deciding which payment method to select?'. A 'PREVIOUS' button is at the bottom left.

5. Input your payment information then click 'Next':

Payer information

ⓘ Please provide the details of the person whose card/bank account will be used to pay.

(*) required field

<small>Email *</small> test@test.com	<small>First name *</small>
<small>Middle name</small>	<small>Family name *</small>
<small>Address 1 *</small>	<small>Address 2</small>
<small>City *</small>	<small>State / Province / Region</small>
<small>Zip code / Postal Code</small>	<small>+ 44 ▾ Phone number *</small>

Receive text notifications on your payment status

I would like to receive emails from Flywire about future discounts, promotions and offers

I have read, understand, and agree to the [Flywire Terms of Use](#) and [Privacy Policy](#), and [Recurring payments Terms of Use](#)

← PREVIOUS NEXT →

ⓘ

6. Complete the 'Information for Kaplan Open Learning' section. The Kaplan Student ID is not a required field for new students:

OPEN LEARNING

[1. Payment Info](#) [2. Payment method](#) [3. Payer Info](#) **4. Info for the receiver** [5. Review & Confirm](#) [6. Make payment](#) [7. Track payment](#)

Information for Kaplan Open Learning

(*) required field

Contact Information

The person filling out this form is *


Student Information

Student Email Address *

Student first name *

Student middle name

Student last name *

Date of Birth * 

[← PREVIOUS](#) [NEXT →](#)



7. Review and confirm your payment information and then click 'Pay' to enter your card details:

The screenshot shows the Kaplan Open Learning website interface. At the top left is the Kaplan logo with 'OPEN LEARNING' below it. On the top right, there are links for 'Contact', 'Help', 'My account', and 'English'. A progress bar below the navigation contains seven steps: '1. Payment Info', '2. Payment method', '3. Payer Info', '4. Info for the receiver', '5. Review & Confirm', '6. Make payment', and '7. Track payment'. The main content area is titled 'Review and confirm payment information' and is divided into two sections: 'Payment information' and 'Payment method'. The 'Payment information' section displays: 'First installment plan amount £510.00', 'Kaplan Open Learning will receive £6,120.00', and 'Country or region United Kingdom'. The 'Payment method' section displays: 'You selected Credit/Debit cards in GBP', 'Number of installments 12', 'Total plan amount £6,120.00', 'First payment 25/01/2024', and 'Last payment 25/12/2024'.

KAPLAN
OPEN LEARNING

Contact Help My account Hi, Abi English

[1. Payment Info](#) [2. Payment method](#) [3. Payer Info](#) [4. Info for the receiver](#) **5. Review & Confirm** [6. Make payment](#) [7. Track payment](#)

Review and confirm payment information

Payment information

First installment plan amount
£510.00

Kaplan Open Learning will receive
£6,120.00

Country or region
United Kingdom

Payment method

You selected
Credit/Debit cards in GBP

Number of installments	Total plan amount
12	£6,120.00
First payment	Last payment
25/01/2024	25/12/2024

8. Enter the payment details to pay your first instalment and click 'Pay'. You can then review and track your plan by signing into your Flywire account:

KAPLAN
OPEN LEARNING

Contact Help My account ^{Hi, Abi} English ▼



[1. Payment Info](#) [2. Payment method](#) [3. Payer Info](#) [4. Info for the receiver](#) [5. Review & Confirm](#) **6. Make payment** [7. Track payment](#)

Make payment

Payer details

Cardholder's first name

Cardholder's family name

Card number  Expiry date (MM/YY) CVV 

PAY £510.00

The charge on your card statement will appear as Flywire and your card details will be saved and used for subsequent payments.

[← PREVIOUS](#) 